

21/22

ACADEMIC & ADMINISTRATIVE AUDIT (AAA)
INTERNAL QUALITY ASSURANCE CELL (IQAC)
MAHATMA GANDHI COLLEGE, KESAVADASAPURAM
THIRUVANANTHAPURAM, KERALA

Academic Year: 2021 - 22

Department profile

Name of the department	Economics	
Number of faculty members	Permanent: 8	Temporary: 0
Number of faculty members having PhD	Permanent: 4	Temporary: 0
Number of non-teaching staff	Permanent:	Temporary:
Name of the programmes	UG: Economics	PG: Economics
Number of students enrolled	UG: 81	PG: 17
Number of final year students	UG: 72	PG: 15
Number of students passed and pass percentage	UG: 44 (62%)	PG: 13 (87%)
University ranks	UG: Nil	PG:
Number of dropouts	UG: 3	PG: 2
Is the department an approved research centre?	NO	
Number of research guides	3	
Number of research scholars	12	
Number of PhDs awarded	2	
Number of students progressed to higher education and placements	Placement - 12 } Progressed 29 } 41	
Number of Add-on/Certificate/Value Added Courses offered	1	

Number of students enrolled for Online courses offered by SWAYAM or other platforms	Nil
---	-----

Academics

Percentage completion of topics	UG			PG
	Core	Complementary	Language	
First year	100%			100%
Second year	100%			100%
Third year	100%			
Number of remedial sessions conducted	10			
Student centric approaches used	Experiential learning, Participative learning & Problem based learning			
Number of student internships	Nil 1			

Administration

Number of PTS meetings conducted	3
Number of DLIC meetings conducted	6
Number of department meetings conducted	
Department stock registers are verified	Yes

New instruments/facilities procured during the academic year (mention the funding source)	Nil
Number of faculty members in BoS/Academic bodies of the university	2
Number of faculty members in college level administrative bodies	4

Co-curricular

Number of student achievement is NCC/NSS/Sports/others	
Number of programmes in which students from the department participated (inside and outside the institution)	
Number of field trips/study tours conducted	2
Number of extension activities conducted	
Number of FDPs / seminars / conferences / workshops organized	4
Number of programmes sponsored by external funding agencies (mention the funding agency)	1 (Handicrafts Development Corporation)
Number of MoUs/Linkages/Collaborations	


Faculty Enrichment

Number of faculty members participated in FDPs/Seminars/Conferences/Professional training programmes	4
--	---


Number of awards/achievements by faculty members	Nil
Number of book chapters by faculty members	5
Research grants (mention the funding agency)	Applied: Granted: 1
Number of publications by faculty members	4
Number of patents (filed/granted)	Nil

Any other relevant information about the department


Head of the Department


Dr. Rami K. Pillay
Asst. Professor in Physics
N.S.S. College, Nilambur.


IQAC Coordinator


Principal
Mahatma Gandhi College
Thiruvananthapuram

21-22

ACADEMIC & ADMINISTRATIVE AUDIT (AAA)
INTERNAL QUALITY ASSURANCE CELL (IQAC)
MAHATMA GANDHI COLLEGE, KESAVADASAPURAM
THIRUVANANTHAPURAM, KERALA

Academic Year: 2021-22

Department profile

Name of the department	<i>MATHEMATICS</i>	
Number of faculty members	Permanent: 6	Temporary: 2
Number of faculty members having PhD	Permanent: 6	Temporary: 0
Number of non-teaching staff	Permanent: 0	Temporary: 0
Name of the programmes	UG: 1	PG: 1
Number of students enrolled	UG: 50	PG: 19
Number of final year students	UG: 53	PG: 18
Number of students passed and pass percentage	UG: 33 62.26%	PG: 11 64.7%
University ranks	UG: Nil	PG: Nil
Number of dropouts	UG: 2	PG: -
Is the department an approved research centre?	Yes	
Number of research guides	02 02	
Number of research scholars	04	
Number of PhDs awarded	0	
Number of students progressed to higher education and placements	Higher studies - 32 Placement - 04	
Number of Add-on/Certificate/Value Added Courses offered	02	

Number of students enrolled for Online courses offered by SWAYAM or other platforms	Nil
---	-----

Academics

Percentage completion of topics	UG			PG
	Core	Complementary	Language	
First year	100%	100%		100%
Second year	100%	100%		100%
Third year	100%			
Number of remedial sessions conducted	55			
Student centric approaches used				
Number of student internships				

Administration

Number of PTS meetings conducted	2
Number of DLMC meetings conducted	3
Number of department meetings conducted	2
Department stock registers are verified	01

New instruments/facilities procured during the academic year (mention the funding source)	nil
Number of faculty members in BoS/Academic bodies of the university	4
Number of faculty members in college level administrative bodies	6

Co-curricular

Number of student achievement is NCC/NSS/Sports/others	
Number of programmes in which students from the department participated (inside and outside the institution)	
Number of field trips/study tours conducted	0
Number of extension activities conducted	1
Number of FDPs / seminars / conferences / workshops organized	2
Number of programmes sponsored by external funding agencies (mention the funding agency)	-
Number of MoUs/Linkages/Collaborations	

Faculty Enrichment

Number of faculty members participated in FDPs/Seminars/Conferences/Professional training programmes	1
--	---

Number of awards/achievements by faculty members	—
Number of book chapters by faculty members	1
Research grants (mention the funding agency)	Applied: _____ Granted: _____
Number of publications by faculty members	3
Number of patents (filed/granted)	—

Any other relevant information about the department

40



Head of the Department

Dr. Ramk. K. Pillai
Asst. Professor in Phys
N.S.S. College, Nilan



IQAC Coordinator



Principal

Principal
Mahatma Gandhi College
Thiruvananthapuram

22/23

ACADEMIC & ADMINISTRATIVE AUDIT (AAA)
INTERNAL QUALITY ASSURANCE CELL (IQAC)
MAHATMA GANDHI COLLEGE, KESAVADASAPURAM
THIRUVANANTHAPURAM, KERALA

Academic Year: 2022-23Department profile

Name of the department	<u>Economics</u>
Number of faculty members	Permanent: <u>8</u> Temporary: <u>0</u>
Number of faculty members having PhD	Permanent: <u>5</u> Temporary: <u>0</u>
Number of non-teaching staff	Permanent: <u>NA</u> Temporary:
Name of the programmes	UG: <u>BA Economics</u> PG: <u>MA Economics</u>
Number of students enrolled	UG: <u>78</u> PG: <u>16</u>
Number of final year students	UG: <u>73</u> PG: <u>13</u>
Number of students passed and pass percentage	UG: <u>51 student</u> PG: <u>13</u> <u>Pass percent - 71.83</u> <u>pass % - 61.53</u>
University ranks	UG: <u>Nil</u> PG: <u>Nil</u>
Number of dropouts	UG: <u>2</u> PG: <u>4</u>
Is the department an approved research centre?	<u>NO</u>
Number of research guides	<u>3</u>
Number of research scholars	<u>11</u>
Number of PhDs awarded	<u>0</u>
Number of students progressed to higher education and placements	<u>25 - Progression</u> <u>29 - Placement</u> } <u>54</u>
Number of Add-on/Certificate/Value Added Courses offered	<u>1</u>

Number of students enrolled for Online courses offered by SWAYAM or other platforms	Nil
---	-----

Academics

Percentage completion of topics	UG			PG
	Core	Complementary	Language	
First year	100%	100%	100%	100%
Second year	100%	100%	100%	100%
Third year	100%			
Number of remedial sessions conducted	12			
Student centric approaches used	Experiential learning, Participative learning, Problem based learning			
Number of student internships	Nil			

Administration

Number of PTS meetings conducted	3
Number of DLMC meetings conducted	6
Number of department meetings conducted	
Department stock registers are verified	Yes

New instruments/facilities procured during the academic year (mention the funding source)	N/A
Number of faculty members in BoS/Academic bodies of the university	2
Number of faculty members in college level administrative bodies	4

Co-curricular


Number of student achievement is NCC/NSS/Sports/others	
Number of programmes in which students from the department participated (inside and outside the institution)	
Number of field trips/study tours conducted	1
Number of extension activities conducted	1
Number of FDPs / seminars / conferences / workshops organized	8
Number of programmes sponsored by external funding agencies (mention the funding agency)	1 (Ministry of Micro, Small & Medium Enterprises)
Number of MoUs/Linkages/Collaborations	


Faculty Enrichment

Number of faculty members participated in FDPs/Seminars/Conferences/Professional training programmes	1
--	---

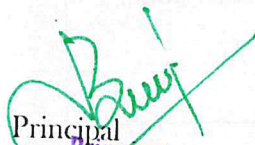
Number of awards/achievements by faculty members	NA
Number of book chapters by faculty members	1
Research grants (mention the funding agency)	Applied: - Granted: -
Number of publications by faculty members	1
Number of patents (filed/granted)	Nil

Any other relevant information about the department


Head of the Department


Dr. Rani K. Math
Asst. Professor in Phys
N.S.S College, Nilambur


IQAC Coordinator


Principal
Mahatma Gandhi College
Thiruvananthapuram

ACADEMIC & ADMINISTRATIVE AUDIT (AAA)
INTERNAL QUALITY ASSURANCE CELL (IQAC)
MAHATMA GANDHI COLLEGE, KESAVADASAPURAM
THIRUVANANTHAPURAM, KERALA

Academic Year: 2022 - 23

Department profile

Name of the department	<i>MATHEMATICS</i>	
Number of faculty members	Permanent: <i>6</i>	Temporary: <i>2</i>
Number of faculty members having PhD	Permanent: <i>6</i>	Temporary: <i>1</i>
Number of non-teaching staff	Permanent: <i>Nil</i>	Temporary: <i>Nil</i>
Name of the programmes	UG: <i>1</i>	PG: <i>1</i>
Number of students enrolled	UG: <i>51</i>	PG: <i>18</i>
Number of final year students	UG: <i>48</i>	PG: <i>18</i>
Number of students passed and pass percentage	UG: <i>21</i> <i>47%</i>	PG: <i>11</i> <i>57.9%</i>
University ranks	UG: <i>Nil</i>	PG: <i>Nil</i>
Number of dropouts	UG: <i>2</i>	PG: <i>1</i>
Is the department an approved research centre?	<i>Yes</i>	
Number of research guides	07 <i>03</i>	
Number of research scholars	<i>08</i>	
Number of PhDs awarded	<i>01</i>	
Number of students progressed to higher education and placements	<i>Higher Studies - 12</i> <i>Placement - 05</i>	
Number of Add-on/Certificate/Value Added Courses offered	02 <i>03</i>	

Number of students enrolled for Online courses offered by SWAYAM or other platforms	Nil
---	-----

Academics

Percentage completion of topics	UG			PG
	Core	Complementary	Language	
First year	100%	100%		100%
Second year	100%	100%		100%
Third year	100%			
Number of remedial sessions conducted	52			
Student centric approaches used				
Number of student internships	20			

Administration

Number of PTS meetings conducted	4
Number of DLMC meetings conducted	2
Number of department meetings conducted	4
Department stock registers are verified	01

New instruments/facilities procured during the academic year (mention the funding source)	nil
Number of faculty members in BoS/Academic bodies of the university	3
Number of faculty members in college level administrative bodies	6

Co-curricular

Number of student achievement is NCC/NSS/Sports/others	
Number of programmes in which students from the department participated (inside and outside the institution)	
Number of field trips/study tours conducted	2
Number of extension activities conducted	0
Number of FDPs / seminars / conferences / workshops organized	2
Number of programmes sponsored by external funding agencies (mention the funding agency)	—
Number of MoUs/Linkages/Collaborations	.

Faculty Enrichment

Number of faculty members participated in FDPs/Seminars/Conferences/Professional training programmes	1
--	---


Number of awards/achievements by faculty members	—
Number of book chapters by faculty members	—
Research grants (mention the funding agency)	Applied: 2 (1 - SERB DST) 1 - Kerala Govt. H. Education
Number of publications by faculty members	1 (published) + 5 (accepted)
Number of patents (filed/granted)	—

Any other relevant information about the department



Head of the Department

Dr. Rami K. Pillai
Asst. Professor
Dept of Physics
N.S.S College, Nilam



IQAC Coordinator



Principal
Mahatma Gandhi College
Thiruvananthapuram